



**WINGEWENDHEID-
BAROMETERS**

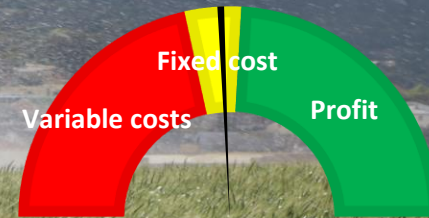
Noordwes: Januarie 2024

Mieliewinsgewendheid/ Maize profitability

Mieliewinsgewendheid



Maize profitability



VS

Vir die 2023/2024-produksieseisoen

- Opbrengs mikpunt: 4,5 t/ha
- Safex-prys: R3 721/ton (Jul-24)
- Gemiddelde aftrekkings: R393/ton
- Totale veranderlike koste: R13 420/ha
- Totale vaste koste: R2 690/ha
- Netto marge (R/ha): -R1 134/ha

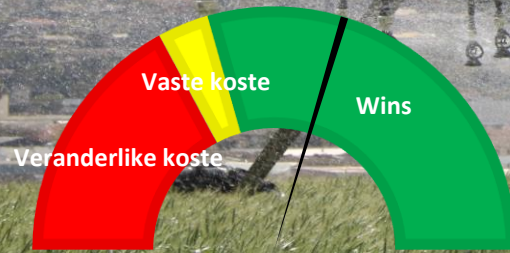
For the 2023/2024 production season

- Yield target: 4,5 t/ha
- Safex price: R3 721/ton (Jul-24)
- Average deductions: R393/ton
- Total variable cost: R13 420/ha
- Total fixed cost: R2 690/ha
- Net margin (R/ha): -R1 134/ha

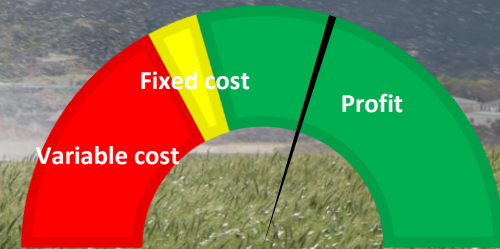


Sojaboonwingsgewendheid/ Soybean profitability

Sojaboonwingsgewendheid



Soybean profitability



VS

Vir die 2023/2024-produksieseisoen

- Opbrengs mikpunt: 2 t/ha
- Safex-prys: R8 254/ton (Mei-24)
- Gemiddelde aftrekkings: R311/ton
- Totale veranderlike koste: R9 245/ha
- Totale vaste koste: R1 864/ha
- Netto marge (R/ha): R4 777/ha

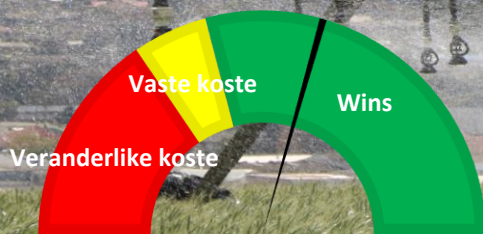
For the 2023/2024 production season

- Yield target: 2 t/ha
- Safex price: R8 254/ton (May-24)
- Average deductions: R311/ton
- Total variable cost: R9 245/ha
- Total fixed cost: R1 864/ha
- Net margin (R/ha): R4 777/ha




Sonneblomwingsgewendheid/ Sunflower profitability

Sonneblomwingsgewendheid



Sunflower profitability



VS

- **Vir die 2023/2024-produksieseisoen**
- Opbrengrs mikpunt: 1,5 t/ha
- Safex-prys: R8 450/ton (Mei-24)
- Gemiddelde aftrekkings: R443/ton
- Totale veranderlike koste: R6 391/ha
- Totale vaste koste: R2 235/ha
- Netto marge (R/ha): R3 385/ha

- **For the 2023/2024 production season**
- Yield target: 1,5 t/ha
- Safex price: R8 450/ton (May-24)
- Average deductions: R443/ton
- Total variable cost: R6 391/ha
- Total fixed cost: R2 235/ha
- Nett margin (R/ha): R3 385/ha



Everything has been done to ensure the accuracy of this information, however Grain SA takes no responsibility for any losses or damage incurred due to the usage of this information.

Hierdie is 'n voorstelling van die winsgewendheidsituasie van verskillende graangewasse met die inagneming van insetkoste (soos kunsmis- en brandstofpryse) soos beskikbaar of bereken tydens Januarie 2024 vir die 2023/2024-produksieseisoen.

This is an indication of profitability of different grains when input costs (eg. fertiliser and fuel prices) are taken into account as they become available for January 2024 for the 2023/2024 production season.

THANK YOU